



Strike First Corporation of America

SAFEGUARD Series Fire-Rated Extinguisher Cabinets SQUARE CORNERS

Detail & Submittal Sheet

Construction Specifications:

All cabinet fronts are 16 gauge cold rolled steel welded to 22 gauge cold rolled steel tubs. Fronts are baked white enamel over rust inhibiting phosphate treated steel. All fronts are of radius corners except the Apex 5lb #516, 517, 518 have a 1" square trim. The #304 stainless steel satin finish #4 fronts are adjustable to the tub. Full stainless steel cabinets are welded.

To comply with ADA Guidelines, Strike First Extinguishers and Cabinets offer handles,

brackets and return trims according to instruction provided by installer. For ADA compliance follow the specification ordering process dimensions in our catalog. Proper installation in accordance with the ADA Guidelines is the sole responsibility of the installer. For more information please visit the Accessibility Guidelines for Buildings and Facilities website or call them at 1-800-872-2253.

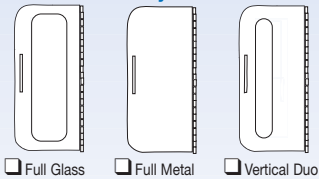
Project: _____
 Specification Reference: _____
 Model Number: _____ Quantity: _____
 Architect: _____
 Contractor: _____
 Distributor: _____
 Approved By: _____
 Date: _____

Step 1 Select Model Number and Quantity and indicate on the line above.

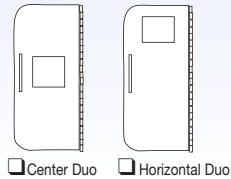
| ✓ Mod. # | Description | Return Trim | Interior Tub Size | | | Overall Outside Trim Dim. | | | Rough Opening | | | Shipping Weight In Lbs | Accom. Ext. Size In Lbs. |
|--|-------------|-------------|-------------------|-----|----|---------------------------|---------|----------|---------------|--------|----|---------------------------|-----------------------------|
| | | | W | H | D | W | H | D | W | H | D | | |
| SAFEGUARD SEMI-RECESSED SQUARE CORNERS | | | | | | | | | | | | | |
| S-516-SQ | SG SR5-FG | 1-3/4" | 8" | 17" | 5" | 10 3/4" | 19 3/4" | 9 3/4" | 18 9/16" | 4" | 28 | 5 | |
| S-517-SQ | SG SR5-FM | 1-3/4" | 8" | 17" | 5" | 10 3/4" | 19 3/4" | 9 3/4" | 18 9/16" | 4" | 28 | 5 | |
| S-518-SQ | SG SR5-VD | 1-3/4" | 8" | 17" | 5" | 10 3/4" | 19 3/4" | 9 3/4" | 18 9/16" | 4" | 28 | 5 | |
| S-117-SQ | SG SR10-FM | 3" | 9 1/2" | 24" | 6" | 13 1/2" | 28" | 11 1/16" | 25 9/16" | 3 3/4" | 38 | 10 | |
| S-116-SQ | SG SR10-FG | 3" | 9 1/2" | 24" | 6" | 13 1/2" | 28" | 11 1/16" | 25 9/16" | 3 3/4" | 38 | 10 | |
| S-118-SQ | SG SR10-VD | 3" | 9 1/2" | 24" | 6" | 13 1/2" | 28" | 11 1/16" | 25 9/16" | 3 3/4" | 38 | 10 | |
| S-216-SQ | SG SR20-FG | 4" | 12" | 27" | 8" | 16" | 31" | 13 9/16" | 28 9/16" | 4 3/4" | 54 | 20 | |
| S-217-SQ | SG SR20-FM | 4" | 12" | 27" | 8" | 16" | 31" | 13 9/16" | 28 9/16" | 4 3/4" | 54 | 20 | |
| S-218-SQ | SG SR20-VD | 4" | 12" | 27" | 8" | 16" | 31" | 13 9/16" | 28 9/16" | 4 3/4" | 54 | 20 | |
| SAFEGUARD FULLY-RECESSED SQUARE CORNERS | | | | | | | | | | | | | |
| S-526-SQ | SG FR5-FG | 1/4" | 8" | 17" | 5" | 12" | 21" | 9 3/4" | 18 9/16" | 5 1/2" | 27 | 5 | |
| S-527-SQ | SG FR5-FM | 1/4" | 8" | 17" | 5" | 12" | 21" | 9 3/4" | 18 9/16" | 5 1/2" | 27 | 5 | |
| S-528-SQ | SG FR5-VD | 1/4" | 8" | 17" | 5" | 12" | 21" | 9 3/4" | 18 9/16" | 5 1/2" | 27 | 5 | |
| S-126-SQ | SG FR10-FG | 1/4" | 9 1/2" | 24" | 6" | 13 1/2" | 28 1/2" | 11 1/16" | 25 9/16" | 6 1/2" | 36 | 10 | |
| S-127-SQ | SG FR10-FM | 1/4" | 9 1/2" | 24" | 6" | 13 1/2" | 28 1/2" | 11 1/16" | 25 9/16" | 6 1/2" | 36 | 10 | |
| S-128-SQ | SG FR10-VD | 1/4" | 9 1/2" | 24" | 6" | 13 1/2" | 28 1/2" | 11 1/16" | 25 9/16" | 6 1/2" | 36 | 10 | |
| S-226-SQ | SG FR20-FG | 1/4" | 12" | 27" | 8" | 16" | 31" | 13 9/16" | 28 9/16" | 8 1/2" | 52 | 20 | |
| S-227-SQ | SG FR20-FM | 1/4" | 12" | 27" | 8" | 16" | 31" | 13 9/16" | 28 9/16" | 8 1/2" | 52 | 20 | |
| S-228-SQ | SG FR20-VD | 1/4" | 12" | 27" | 8" | 16" | 31" | 13 9/16" | 28 9/16" | 8 1/2" | 52 | 20 | |

Step 2 Customize your cabinet with the following options:

Standard Door Styles



Optional Door Styles At Extra Cost



Additional Options At Extra Cost

Select Finish preference (✓ one box below):

- SSF - Stainless Steel Front
- FSS - Fully Stainless Steel

Select Door Handle Style (✓ one box below):

- Safety Break Lock
- Center Duo Safety Lock
- ADA Handle
- Aluminum Die Cast "Red" Fire Handle

Select Glazing (Glass) Style (✓ one box below):

- Double Strength Glass
- Clear Acrylic
- Clear Tempered Glass
- Single Strength Glass

WARNOCK HERSEY LISTED UL Classified 5/8" Type X gypsum board inserted in the cavity between the two layers. Warnock Hersey has approved the Safeguard Cabinets to be mounted in any face of fire rated steel or wood stud for up to 2 hour rated walls without affecting its fire rating. The above meets the requirement test ASTM-E119-98 with test report WHI-495-1534. MOUNTING INSTRUCTIONS are supplied with each Safeguard cabinet.

Select optional vertical lettering

- (✓ one box below):
- Decal "Pull Firmly..." *R only*
 - Decal "Fire Ext." Sm Vert *R/B*
 - Decal "Fire Ext." Lrg Vert *R/B*
 - Decal "Fire Ext." Sm Horiz *R/B*
 - Decal "Fire Ext." Lrg Horiz *R/B*

Model Numbers

A-506

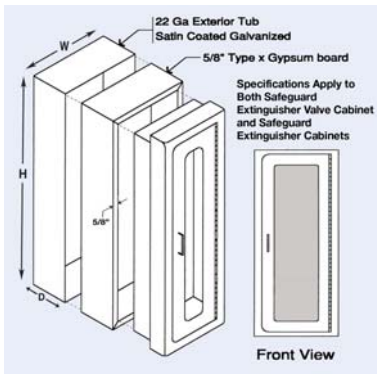
Series: **A** = Apex (non-rated)
S = Safeguard (rated)

Extinguisher Size: **5** = 5lb
1 = 10lb
2 = 20lb

Cabinet Style: **0** = Surface
1 = Semi-Recessed
2 = Fully-Recessed

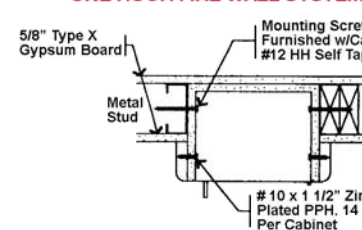
Door Style: **6** = Full Glass
7 = Full Metal
8 = Vertical Duo
9 = Center Duo
10 = Horizontal Duo

Cabinet Type: **BC** = Bubble Cabinet
SN = Sonoma
VC = Valve Cabinet
SQ = Square Corners



SAFEGUARD Typical Semi-Recessed Fire Rated Installation

ONE HOUR FIRE WALL SYSTEM



TWO HOUR FIRE WALL SYSTEM

