



Strike First Corporation of America

APEX Non-Rated & SAFEGUARD Series Fire-Rated Valve & Extinguisher Cabinets

Detail & Submittal Sheet

Project: _____

Specification Reference: _____

Model Number: _____ Quantity: _____

Architect: _____

Contractor: _____

Distributor: _____

Approved By: _____

Date: _____

Construction Specifications:

The Valve and Fire Extinguisher Cabinets

- Accommodate the following Fire Extinguishers:
 - Up to a 20 lb. ABC Fire Extinguisher
 - Up to a 10 lb. CO₂ Fire Extinguisher
 - A 2.5 gallon Pressurized Water Extinguisher

Safeguard Valve Knockout Drilling: No knockouts are provided with Safeguard Valve Cabinets. Find the exact location of the pipe(s) which enter the cabinet and mark the cabinet tub appropriately. Both outside and inside tubs and insulation material must be completely open to receive pipe(s).




UL Classified 5/8" Type X gypsum board inserted in the cavity between the two layers. Warnock Hersey has approved the Safeguard Cabinets to be mounted in any face of fire rated steel or wood stud for up to 2 hour rated walls without affecting its fire rating. The above meets the requirement test ASTM-E119-98 with test report WHI-495-1534. MOUNTING INSTRUCTIONS are supplied with each safeguard cabinet.

Step 1 Select Model Number and Quantity and indicate on the line above.

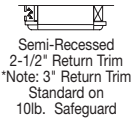
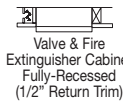
✓	Mod. #	Return Trim	Interior Tub Size			Overall Outside Trim Dim.		Rough Opening			Knockout Locations		Accom. Ext. Size
			W	H	D	W	H	W	H	D	A	B	
APEX NON-FIRE RATED													
	A-VEC-SM-FG	1/4"	14"	42"	8"	16 3/4"	44 3/4"	14 1/4"	42 1/4"	7 3/4"	4	4	5-10-20
	A-VEC-FR-FG	1/2"	14"	42"	8"	18"	46"	18 1/4"	46 1/4"	7 3/4"	4	4	5-10-20
SAFEGUARD FIRE RATED													
	S-VEC-FR-FG	1/2"	18"	18"	8"	22"	22"	19 5/16"	19 5/16"	8 1/2"	-	-	5-10-20

Step 2 Customize your cabinet with the following options:

Standard Door



Installation Options



Model Numbers

- Series: **A** = Apex (non-rated)
S = Safeguard (rated)
- Cabinet Style: **FR** = Fully-Recessed
SM = Surface
- Door Style: **FG** = Full Glass

Select optional Lock (✓box below):

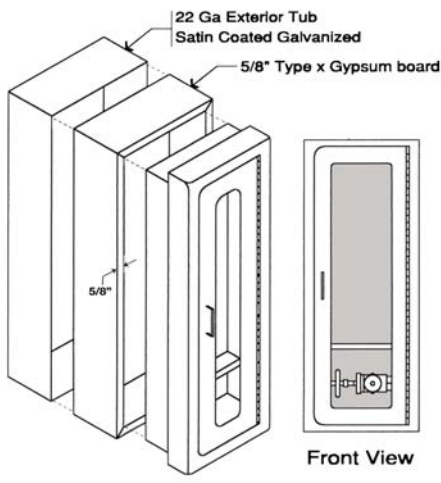
- 5 – Safety Break Lock

Select Door Handle Style (✓one box below):

- Standard Chrome plated Pull Handles
- Flush Pull Handle
- Aluminum Die Cast "Red" Fire Handle

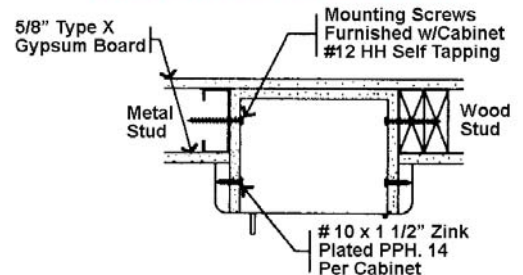
Select optional vertical lettering (✓one box below):

- Decal "Fire Ext." Lrg Vert *Red*
- Decal "Fire Ext." Lrg Vert *Black*



SAFEGUARD Typical Semi-Recessed Fire Rated Installation

ONE HOUR FIRE WALL SYSTEM



TWO HOUR FIRE WALL SYSTEM

